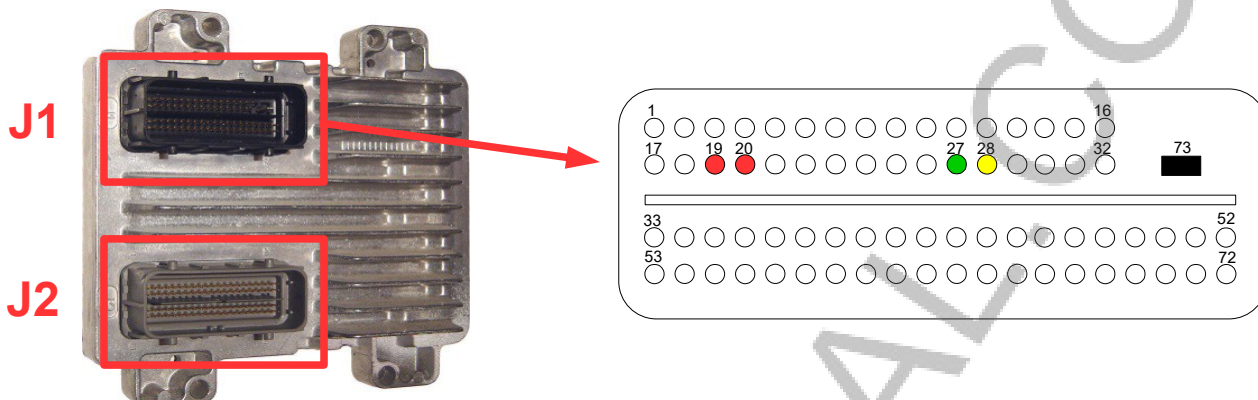


GM/OPEL WIRING DIAGRAMS


#ACDELCO E98 WIRING DIAGRAMS
#ACDELCO E98 BOOTPIN RECOVERY
#ACDELCO E83 WIRING DIAGRAMS
#ACDELCO E83 BOOTPIN RECOVERY
#ACDELCO E87 WIRING DIAGRAMS
#ACDELCO E87 BOOTPIN RECOVERY
#ACDELCO E78 WIRING DIAGRAMS
#ACDELCO E78 BOOTPIN RECOVERY
#ACDELCO E39/E39A WIRING DIAGRAMS
#ACDELCO E39A BOOTPIN RECOVERY
#ACDELCO E39 BOOTPIN RECOVERY
#DELPHI DCM3.7AP WIRING DIAGRAMS
#ACDELCO E37 WIRING DIAGRAMS
#ACDELCO E38 WIRING DIAGRAMS
#ACDELCO E92 WIRING DIAGRAMS
#ACDELCO E92 BOOTPIN RECOVERY
#ACDELCO E80 WIRING DIAGRAMS
#ACDELCO E80 BOOTPIN RECOVERY
#ACDELCO E82 WIRING DIAGRAMS
#ACDELCO E82 BOOTPIN RECOVERY
#ACDELCO BOSCH E84 WIRING DIAGRAMS
#ACDELCO E67 WIRING DIAGRAMS
#TCM 6T30,6T35,6T40,6T45,6T50
TCM 6T70,6T75,6T80
#TCM 6L45,6L50,6L80,6L90
#GM/OPEL EPS BOSCH 70F3187+95080
#GM/OPEL EPS BOSCH 70F3485

ACDELCO E38 WIRING DIAGRAMS

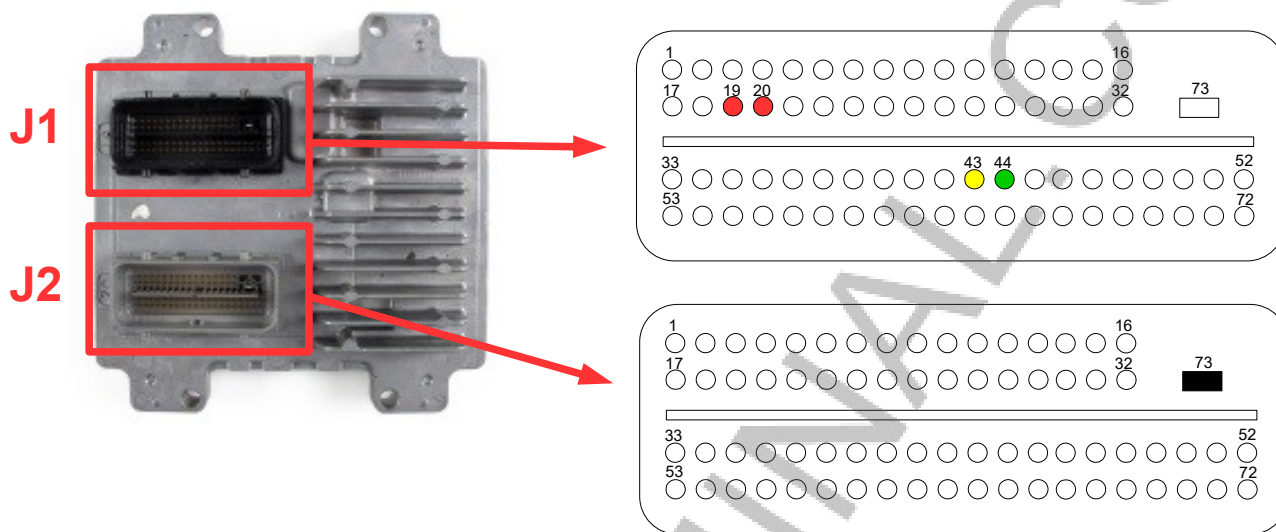


+12V	GND	CANH	CANL
J1-19,J1-20	J1-73	J1-28	J1-27

Connecting directly to ioterminal




ACDELCO E37 WIRING DIAGRAMS

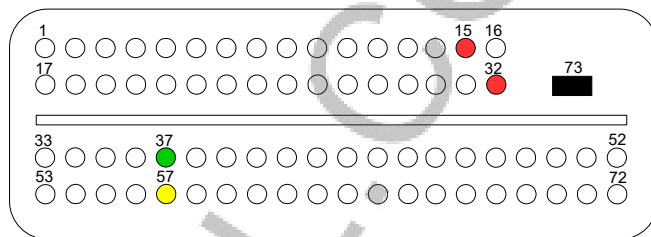



+12V	GND	CANH	CANL
J1-19,J1-20	J2-73	J1-43	J1-44

Connecting directly to ioterminal




ACDELCO BOSCH E84 WIRING DIAGRAMS



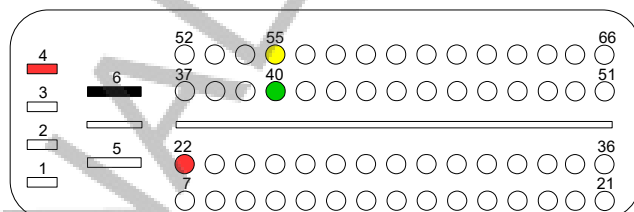

+12V	GND	CANH	CANL
J1-15, J1-32	J1-73	J1-57	J1-37

Connecting directly to ioterminal




WWW.IOTERMINAL.COM

ACDELCO E98 WIRING DIAGRAMS




+12V	GND	CANH	CANL
4,22	6	55	40

Connecting directly to ioterminal




ACDELCO E98 BOOTPIN RECOVERY

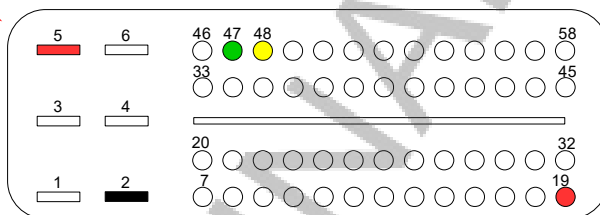

BACK



● BOOTCFG1




DELPHI DCM3.7AP WIRING DIAGRAMS




+12V	GND	CANH	CANL
5,19	2	48	47

Connecting directly to ioterminal




ACDELCO E83 WIRING DIAGRAMS



+12V	GND	CANH	CANL
J1-12, J1-14	J2-73	J1-10	J1-11

Connecting directly to ioterminal



ACDELCO E83 BOOTPIN RECOVERY


200ohm



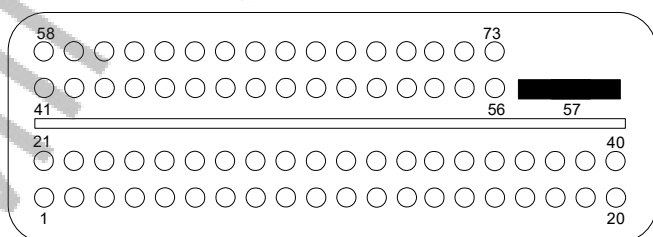
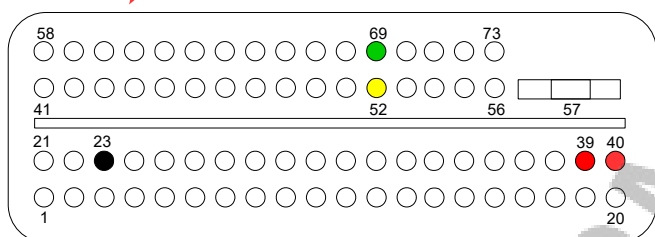
- RSTCFG
- PLLCFG1
- BOOTCFG1



ACDELCO E82 WIRING DIAGRAMS




CPU : MPC5676




+12V	GND	CANH	CANL
J1-39, J1-40	J2-57	J1-52	J1-69

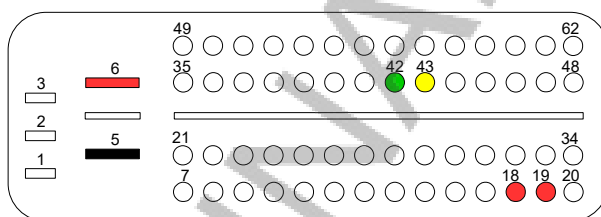

Connecting directly to ioterminal



ACDELCO E82 BOOTPIN RECOVERY




ACDELCO E87 WIRING DIAGRAMS



+12V	GND	CANH	CANL
6,18,19	5	43	42

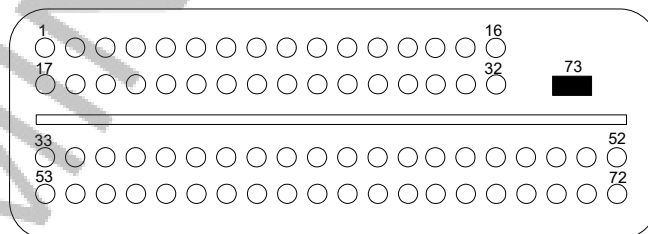
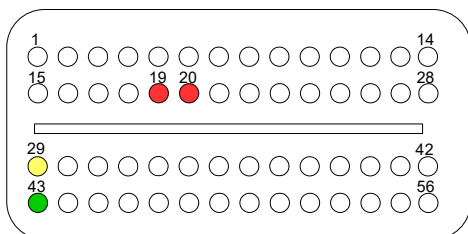

Connecting directly to ioterminal



ACDELCO E87 BOOTPIN RECOVERY




ACDELCO E78 WIRING DIAGRAMS




+12V	GND	CANH	CANL
J1-19, J1-20	J2-73	J1-29	J1-43


Connecting directly to ioterminal




ACDELCO E78 BOOTPIN RECOVERY



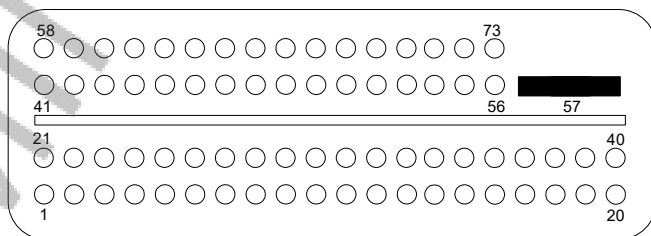
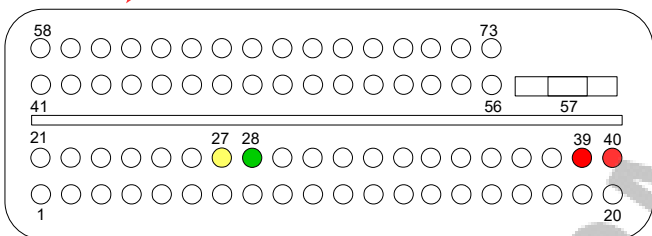
● RSTCFG



ACDELCO E39/E39A WIRING DIAGRAMS




CPU : MPC5566




+12V	GND	CANH	CANL
J1-39, J1-40	J2-57	J1-27	J1-28

Connecting directly to ioterminal



ACDELCO E39A BOOTPIN RECOVERY


BACK



- RSTCFG
- PLLCFG0
- PLLCFG1
- BOOTCFG0
- BOOTCFG1


ACDELCO E39A BOOTPIN RECOVERY

BACK



ACDELCO E39 BOOTPIN RECOVERY


BACK




- RSTCFG
- PLLCFG0
- PLLCFG1
- BOOTCFG0
- BOOTCFG1

ACDELCO E39 BOOTPIN RECOVERY

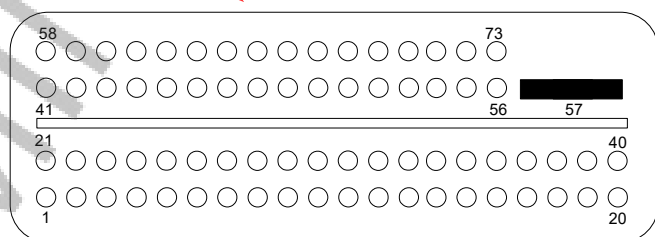
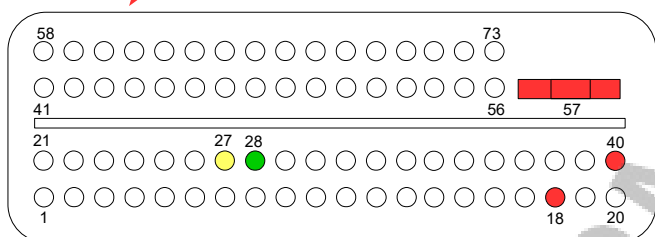
BACK



ACDELCO E92 WIRING DIAGRAMS




CPU : MPC5674





+12V	GND	CANH	CANL
J1-18, J1-40, J1-57	J2-57	J1-27	J1-28


Connecting directly to ioterminal



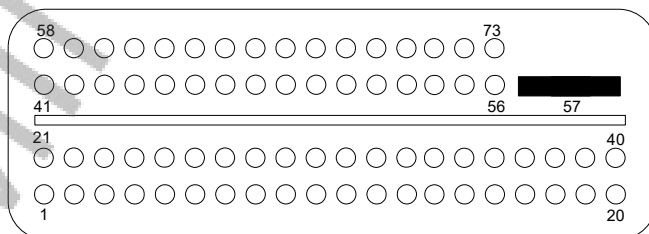
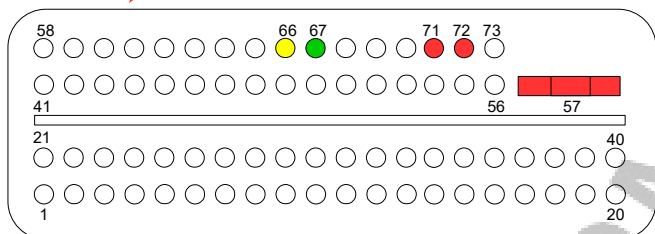
ACDELCO E92 BOOTPIN RECOVERY



ACDELCO E80 WIRING DIAGRAMS




CPU : MPC5676





+12V	GND	CANH	CANL
J1-71, J1-72, J1-57	J2-57	J1-66	J1-67

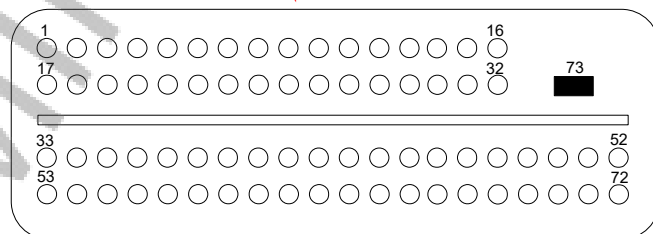
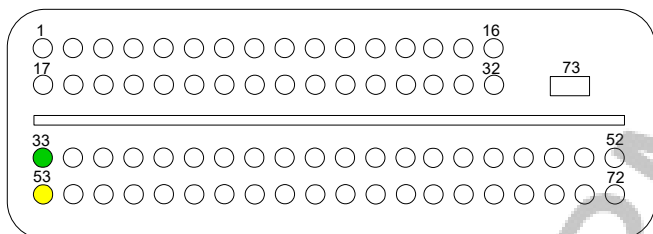

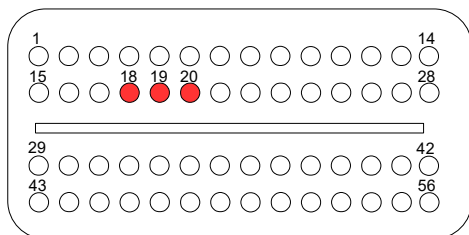
Connecting directly to ioterminal



ACDELCO E80 BOOTPIN RECOVERY




ACDELCO E67 WIRING DIAGRAMS




+12V	GND	CANH	CANL
J1-18 J1-19 J1-20	J2-73	J3-53	J3-33

Connecting directly to ioterminal




GM/OPEL EPS BOSCH 70F3187+95080




+12V	GND	CANH	CANL
A1,B1	C3	B3	B5

Connecting directly to ioterminal




GM/OPEL EPS BOSCH 70F3485




+12V	GND	CANH	CANL
A1,C6	B2	C7	C8

Connecting directly to ioterminal




TCM 6T30,6T35,6T40,6T45,6T50

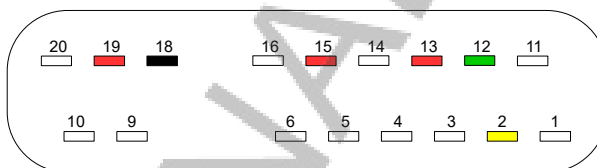


+12V	GND	CANH	CANL
1,12	2	7	8

Connecting directly to ioterminal




TCM 6T70,6T75,6T80

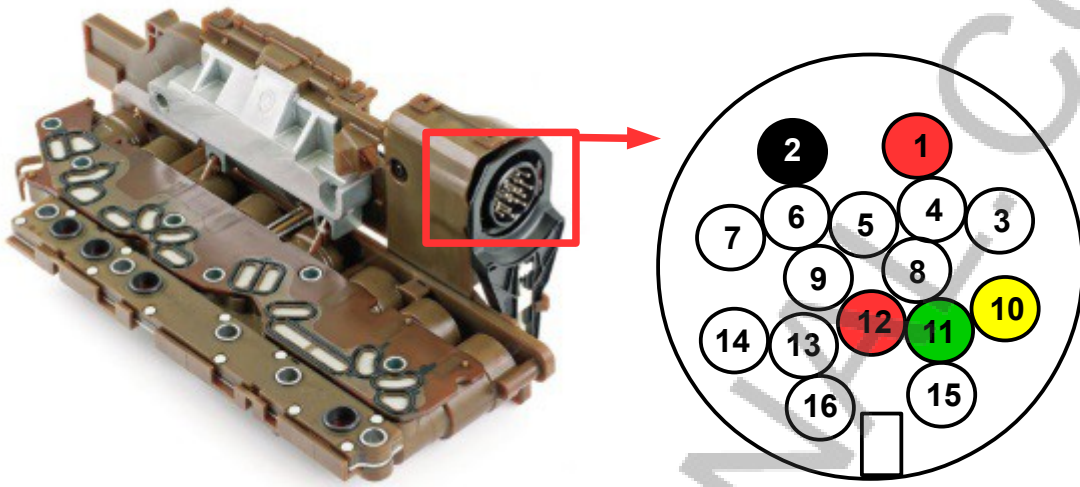


+12V	GND	CANH	CANL
13,15,19	18	2	12

Connecting directly to ioterminal



TCM 6L45,6L50,6L80,6L90



+12V	GND	CANH	CANL
1,12	2	10	11

Connecting directly to ioterminal

