

# OPEL/GM BCM WIRING DIAGRAMS

#OPEL BCM DELPHI 70F3238+93C86

#OPEL BCM DELPHI 70F3379+93C86

#OPEL BCM DELPHI 70F3633

#OPEL BCM BOSCH 70F3469+24C16

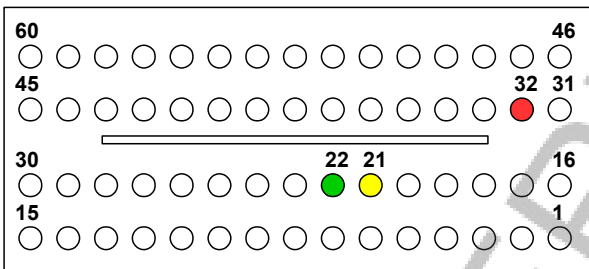
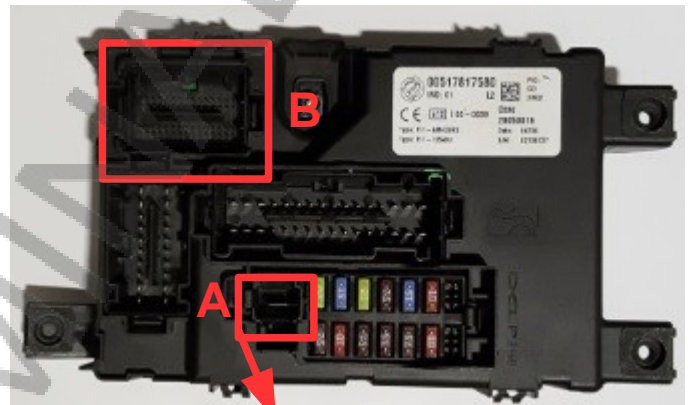
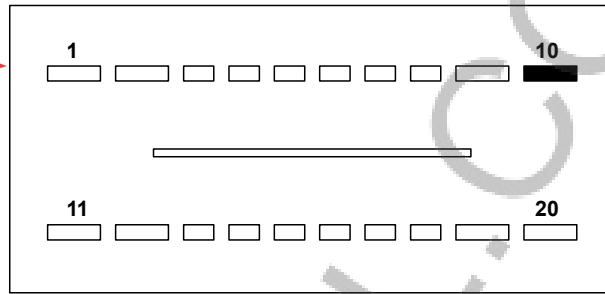

#OPEL BCM BOSCH 70F3385+24C16

#OPEL BCM BOSCH 70F3558+24C32

#OPEL BCM CONTINENTAL 70F3469+95160(25160)


#OPEL BCM CONTINENTAL 70F3558+95320(25320)

OPEL BCM DELPHI 70F3379+93C86  
 OPEL BCM DELPHI 70F3238+93C86



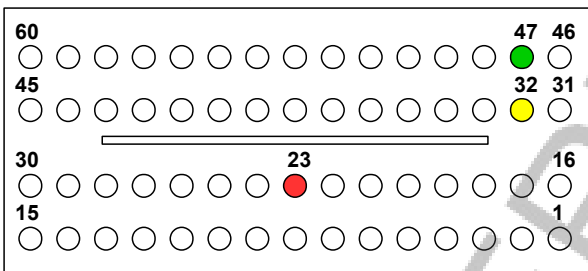
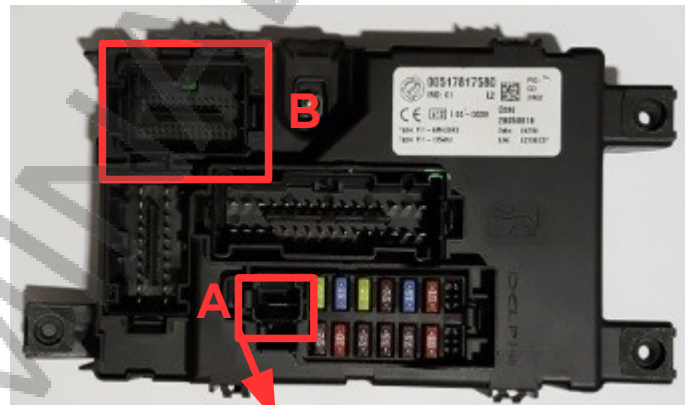
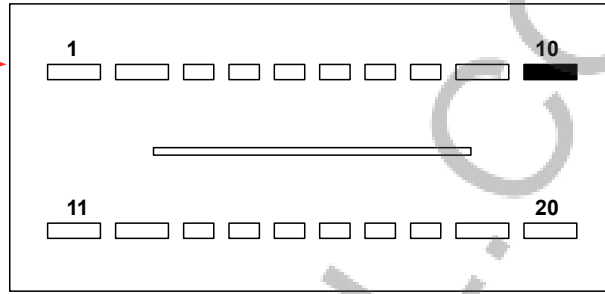

|       |     |      |      |
|-------|-----|------|------|
| +12V  | GND | CANH | CANL |
| A,D32 | C10 | D21  | D22  |

Connecting directly to ioterminal




# OPEL BCM DELPHI 70F3633

BACK

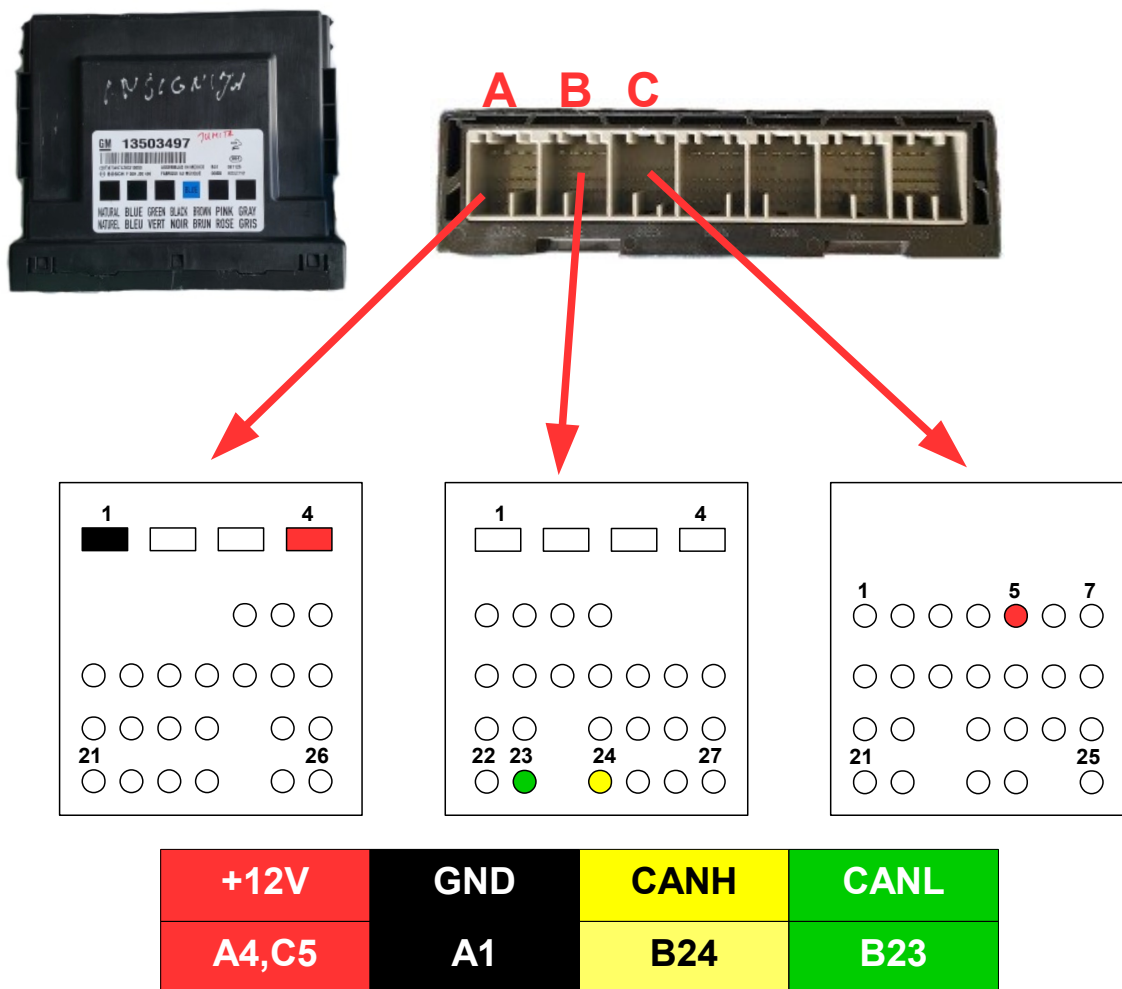


|              |            |             |             |
|--------------|------------|-------------|-------------|
| <b>+12V</b>  | <b>GND</b> | <b>CANH</b> | <b>CANL</b> |
| <b>A,D23</b> | <b>C10</b> | <b>D32</b>  | <b>D47</b>  |

Connecting directly to ioterminal



OPEL BCM BOSCH 70F3385+24C16  
 OPEL BCM BOSCH 70F3469+24C16  
 OPEL BCM BOSCH 70F3558+24C32  
 OPEL BCM CONTINENTAL 70F3469+95160(25160)  
 OPEL BCM CONTINENTAL 70F3558+95320(25320)



Connecting directly to ioterminal

