

Edition April 2024

DFOX

USER MANUAL

General usage guide



dfb
TECHNOLOGY

www.dfbtechnology.com

INDEX

Minimum requirements	4
Setup	5
DFB Updater	8
License	10

REQUISITI MINIMI

MINIMUM REQUIREMENTS

Il programma DFOX è supportato dai seguenti sistemi operativi:

Windows 7 (64 bit)
Windows 8 (64 bit)
Windows 10 (64 bit)
Windows 11 (64 bit)

Consigliamo l'uso di Windows 11.

Requisiti minimi:

- Processore Intel i5
- Ram 4GB

The software DFOX is supported by following operating systems:

Windows 7 (64 bit)
Windows 8 (64 bit)
Windows 10 (64 bit)
Windows 11 (64 bit)

We recommend the use of Windows 11.

Minimum requirements:

- Processor Intel i5
- RAM 4GB

INSTALLAZIONE SETUP

SETUP INSTALLATION

Dal sito www.dfbtechnology.com è sempre disponibile l'ultima versione aggiornata del programma *DFOX*.


Scaricare Setup.exe e salvarlo sul proprio PC.

Fare doppio click sul file Setup.exe:

From website www.dfbtechnology.com it's always available the latest updated version of the *DFOX*.

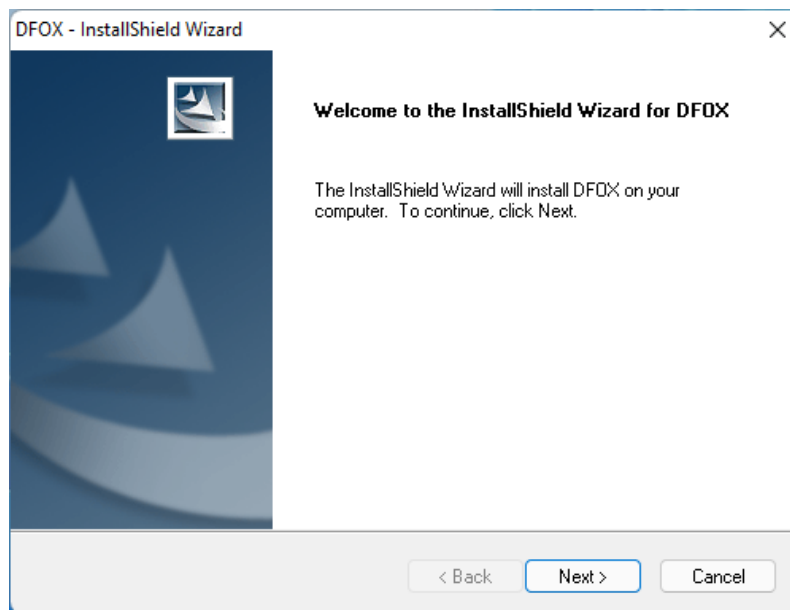
Download Setup.exe and save it on your PC.

Double click on the file Setup.exe:



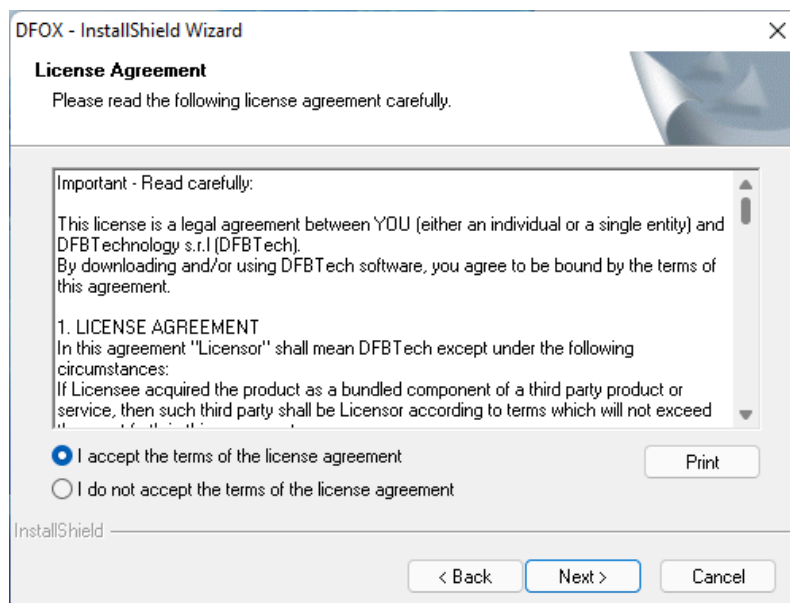
Cliccare Next

Click Next



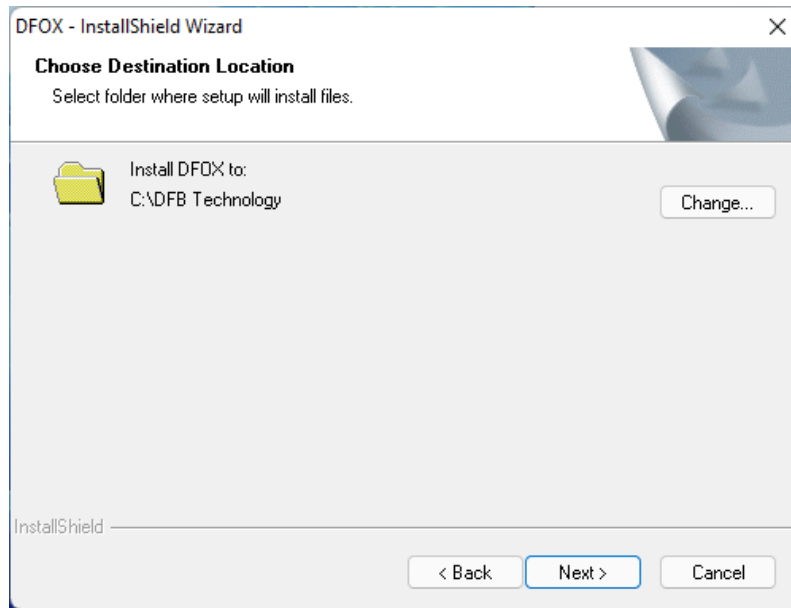
Leggere le condizioni di contratto e accettare i termini di licenza e cliccare Next:

Read the conditions of contract and accept the terms of license and click Next:



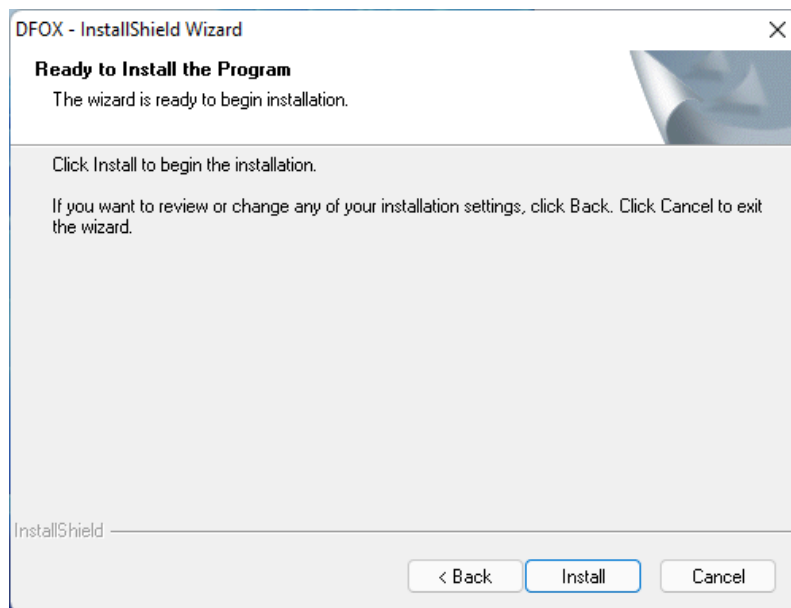
Mantenere la cartella di installazione
C:\DFB Technology e cliccare Next

Maintain the folder of installation
C:\DFB Technology and click Next



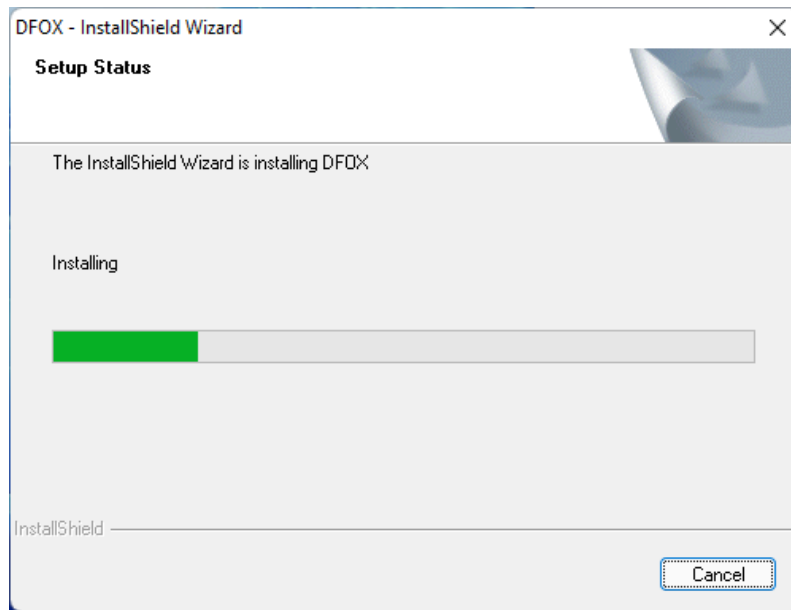
Cliccare Install

Click Install



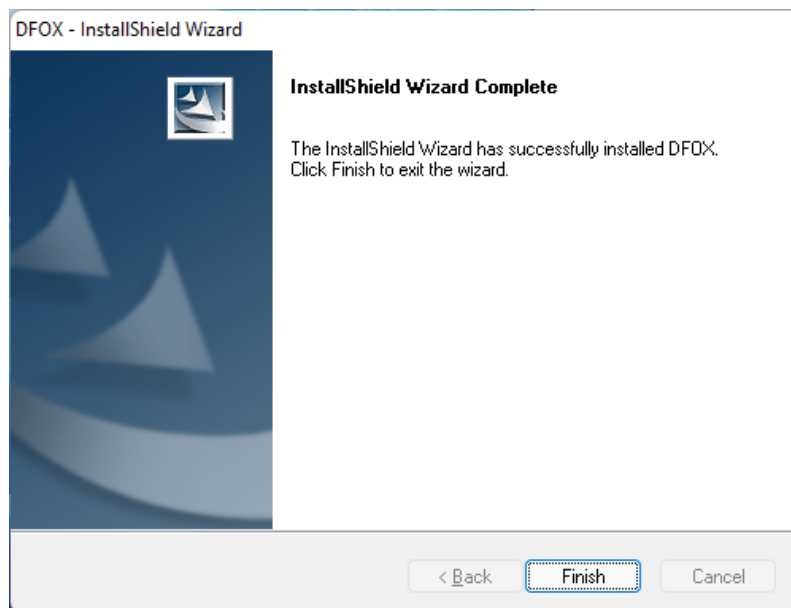
Attendere il completamento dell'installazione:

Wait for the installation to complete:



Ora il programma è installato sul vostro computer, cliccare Finish:

Now the software is installed in your PC, click Finish:



Ora è possibile collegare lo strumento al computer tramite il cavo USB ed aprire **DFB Updater**.

You can now connect the instrument to the computer via USB cable and open **DFB Updater**.

Vedere pagine seguenti.

See following pages.

DFB UPDATER

DFB UPDATER serve per scaricare tutto il software dal server e aggiornare il programma.


Inoltre è indispensabile per rinnovare la licenza d'uso.

Effettuare la login per accedere.

DFB UPDATER is used to download the software from the server and update the program.

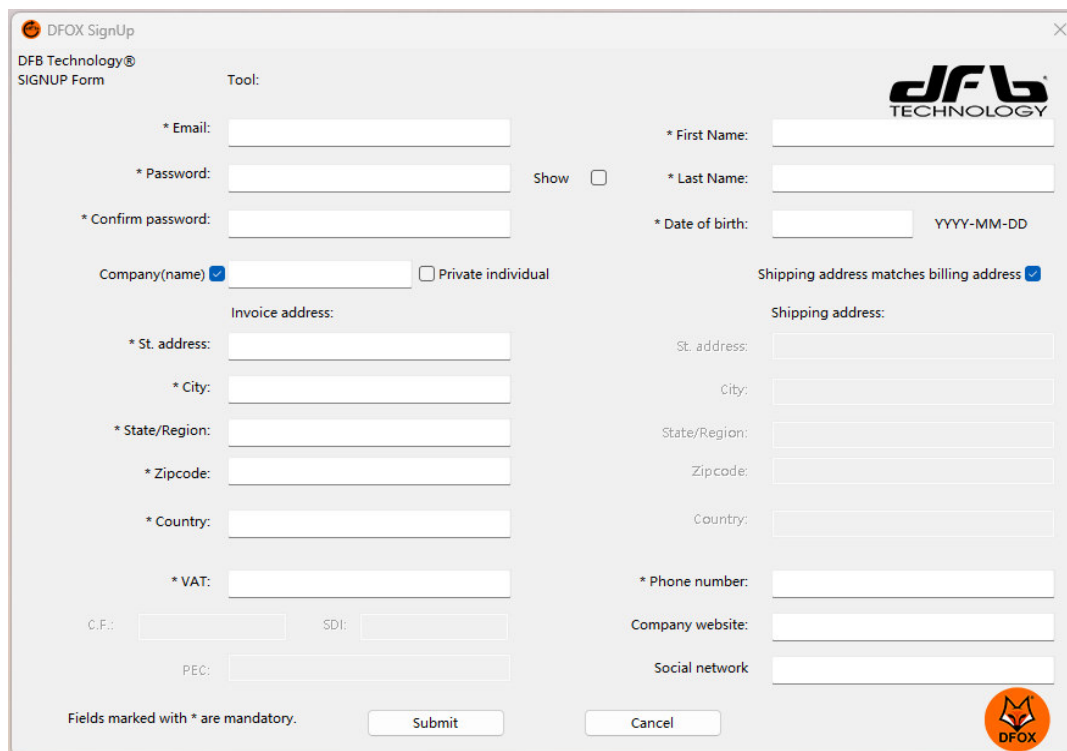
It is also essential to renew the license for use.

Please login to access.



In caso di prima registrazione, compilare i dati richiesti:

When registering for the first time, please fill in the required data:




Al termine della compilazione cliccare il pulsante **INVIA**.

When the compilation is complete, click the **SUBMIT** button.

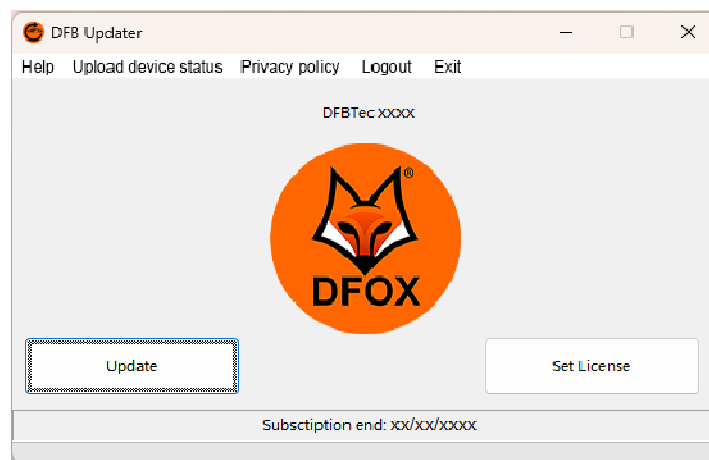
A questo punto verrà inviato un codice all'indirizzo E-mail inserito. Inserire il codice OTP ricevuto nella finestra successiva per confermare l'email di registrazione.

A code will now be sent to the e-mail address entered. Enter the OTP code received in the next window to confirm the registration e-mail.




Sarà ora possibile effettuare il download dell'applicativo e l'allineamento con il server.

It will now be possible to download the application and align it with the server.



Dopo aver contattato admin@dfbtechnology.com per i termini di rinnovo, per attivare la licenza aprire il DFB Updater e cliccare il pulsante **Set License**.

After contacting admin@dfbtechnology.com for renewal terms, to activate the licence, open the DFB Updater and click the **Set License** button.



La licenza verrà allineata automaticamente e sarà ora possibile utilizzare DFOX allineato all'ultima release.

The licence will be automatically aligned and it will now be possible to use DFOX aligned to the latest release.

Consigliamo di effettuare il download degli aggiornamenti almeno due volte alla settimana.

We recommend downloading updates at least twice a week.

DFB TECHNOLOGY SRL
VIA MONTE GRAPPA 12
35030 SELVAZZANO DENTRO
ITALY
Tel. +39 049.8305694
P.IVA / C.F. (VAT): IT05240760289



www.dfbtechnology.com